

## 9432 Multi-Conductor - Audio, Control and Instrumentation Cable



### Description:

22 AWG stranded (7x30) tinned copper conductors, conductors cabled, PVC insulation, PVC jacket.

### Physical Characteristics (Overall)

#### Conductor

##### AWG:

# Conductors	AWG	Stranding	Conductor Material
30	22	7x30	TC - Tinned Copper

#### Insulation

##### Insulation Material:

Insulation Material	Wall Thickness (in.)
PVC - Polyvinyl Chloride	.010

#### Outer Shield

##### Outer Shield Material:

Outer Shield Material
Unshielded

#### Outer Jacket

##### Outer Jacket Material:

Outer Jacket Material	Nom. Wall Thickness (in.)
PVC - Polyvinyl Chloride	.040

#### Overall Cabling

##### Overall Cabling Lay Length & Direction:

Length (in.)
4.92

##### Overall Cabling Color Code Chart:

Number	Color
1	Black
2	White
3	Red
4	Green
5	Orange
6	Blue
7	White/Black
8	Red/Black
9	Green/Black
10	Orange/Black
11	Blue/Black
12	Black/White
13	Red/White
14	Green/White
15	Blue/White
16	Black/Red
17	White/Red
18	Orange/Red
19	Blue/Red
20	Red/Green

## 9432 Multi-Conductor - Audio, Control and Instrumentation Cable

21	Orange/Green
22	Black/White/Red
23	White/Black/Red
24	Red/Black/White
25	Green/Black/White
26	Orange/Black/White
27	Blue/Black/White
28	Black/Red/Green
29	White/Red/Green
30	Red/Black/Green

**Overall Nominal Diameter:** 0.400 in.

### Mechanical Characteristics (Overall)

<b>Operating Temperature Range:</b>	-20°C To +80°C
<b>UL Temperature Rating:</b>	80°C (UL AWM Style 2576)
<b>Bulk Cable Weight:</b>	114.600 lbs/1000 ft.
<b>Max. Recommended Pulling Tension:</b>	270 lbs.
<b>Min. Bend Radius (Install)/Minor Axis:</b>	4 in.

### Applicable Specifications and Agency Compliance (Overall)

#### Applicable Standards & Environmental Programs

<b>NEC/(UL) Specification:</b>	CMG
<b>CEC/C(UL) Specification:</b>	CMG
<b>AWM Specification:</b>	UL Style 2576 (150 V 80°C)
<b>EU CE Mark:</b>	Yes
<b>EU Directive 2000/53/EC (ELV):</b>	Yes
<b>EU Directive 2002/95/EC (RoHS):</b>	Yes
<b>EU RoHS Compliance Date (mm/dd/yyyy):</b>	04/01/2005
<b>EU Directive 2002/96/EC (WEEE):</b>	Yes
<b>EU Directive 2003/11/EC (BFR):</b>	Yes
<b>CA Prop 65 (CJ for Wire &amp; Cable):</b>	Yes
<b>MII Order #39 (China RoHS):</b>	Yes

#### Flame Test

**UL Flame Test:** FT4

#### Plenum/Non-Plenum

**Plenum (Y/N):** No

### Electrical Characteristics (Overall)

#### Nom. Inductance:

**Inductance (µH/ft)**

.17

#### Nom. Capacitance Conductor to Conductor:

**Capacitance (pF/ft)**

34

#### Nom. Conductor DC Resistance:

**DCR @ 20°C (Ohm/1000 ft)**

15.6

#### Max. Operating Voltage - UL:

**Voltage**

300 V RMS (CMG)

## 9432 Multi-Conductor - Audio, Control and Instrumentation Cable

150 V RMS (UL AWM Style 2576)

**Max. Recommended Current:**

**Current**

1.5 Amps per conductor @ 25°C

### Put Ups and Colors:

Item #	Putup	Ship Weight	Color	Notes	Item Desc
9432 060100	100 FT	12.500 LB	CHROME		30#22 PVC PVC
9432 0601000	1,000 FT	124.000 LB	CHROME	C	30#22 PVC PVC
9432 060500	500 FT	62.500 LB	CHROME	C	30#22 PVC PVC

**Notes:**

C = CRATE REEL PUT-UP.

## Introduction

Belden® multi-conductor cables are manufactured in a wide variety of gage sizes, dimensions, insulation materials, shielding configurations, and jacketing materials including Plenum and High-Temperature versions. These cables meet the technical requirements of many different types of systems. In fact, Belden offers one of the broadest lines of UL Listed, NEC and CEC multi-conductor cables available from any single source.

Applications for multi-conductor cables include computers, communications, instrumentation, sound, control, audio, and data transmission. Each of these cables is designed to protect signal integrity under critical conditions by reducing hum, noise, and crosstalk.

To assist you in selecting the proper cable for your application, both the suggested working voltages and the maximum temperature ratings are indicated for each applicable product in this section.

Most of our multi-conductor cables are available from stock. Many of these are available off the shelf from distributors. If you have a new or unusual application or you cannot find a multi-conductor cable in this catalog section that meets your technical requirements, contact Technical Support at 1-800-BELDEN-1.

### Multi-Conductor Cables Packaging

Belden's unique UnReel® cable dispenser is available for many of the multi-conductor products listed in this section. The letter "U" before the specified put-up length denotes UnReel packaging.

## Selection Guide

### Shielded Multi-Conductor Computer Cables for RS-232 Applications

Specifications		Cable Series*			
		9925	9608	9533	9939
<b>Conductor Size:</b> (AWG)	28				
	24	✓	✓	✓	
	22				✓
	20				
	18				
Page No.		4.18	4.17	4.11	4.19
<b>Insulation:</b>	S-R PVC		✓	✓	✓
	Polyethylene				
	Polypropylene				
	Datalene®†	✓			
<b>Shield:</b>	Overall Foil			✓	
	Drain Wire	✓		✓	
	Overall Foil/Braid	✓	✓		✓
	Braid Coverage	65%	65%		65%
<b>Drain Wire Overall:</b>		Yes	No	Yes	No
<b>No. of Cond. Available:</b>	1				
	2				
	3	✓	✓	✓	✓
	4	✓	✓	✓	✓
	5	✓	✓	✓	✓
	6	✓	✓	✓	✓
	7	✓	✓	✓	✓
	8	✓	✓	✓	✓
	9	✓	✓	✓	✓
	10	✓	✓	✓	✓
	11				
	12				
	13				
	15	✓	✓	✓	✓
	17				
	18				
	19				
	20			✓	
	25	✓	✓	✓	✓
	27				
30			✓		
31					
37	✓	✓		✓	
40			✓		
50		✓	✓	✓	
<b>Capacitance ** (pF/ft.)</b>		12.0	30.0	30.0	35.0

\*All cables are UL-listed.

\*\*Capacitance may vary on some cables.


† Foam high density polyethylene.



# Unshielded

## Audio, Control and Instrumentation Cables Plenum-Rated and Non-Plenum



Description	Part No.	UL NEC/ C(UL) CEC Type	No. of Cond.	Color Code	Standard Lengths		Standard Unit Weight		Insulation Thickness		Jacket Thickness		Nominal OD	
					Ft.	m	Lbs.	kg	Inch	mm	Inch	mm	Inch	mm

**22 AWG Stranded (7x30) Tinned Copper Conductors • Conductors Cabled** *(continued)*

<b>PVC Insulation • Chrome PVC Jacket</b>															
 UL AWM Style 2576 (150V 80°C)	<b>8457</b>	NEC:	12	See	100	30.5	5.6	2.5	.010	.25	.032	.81	.272	6.91	
		CMG		Chart 1	U-500	U-152.4	25.5	11.6							
		CEC:		(Tech Info	500	152.4	26.0	11.8							
		CMG FT4		Section)	U-1000	U-304.8	50.0	22.7							
					1000	304.8	52.0	23.6							
	<b>8458</b>	NEC:	15	See	100	30.5	7.3	3.3	.010	.25	.040	1.02	.315	8.00	
		CMG		Chart 2R	500	152.4	35.5	16.1							
		CEC:		(Tech Info	1000	304.8	72.0	32.7							
		CMG FT4		Section)											
	<b>9431</b>	NEC:	20	See	100	30.5	9.1	4.1	.010	.25	.040	1.02	.345	8.76	
		CMG		Chart 2R	500	152.4	48.5	22.0							
		CEC:		(Tech Info	1000	304.8	87.0	39.5							
		CMG FT4		Section)											
	<b>8459</b>	NEC:	25	See	100	30.5	11.1	5.0	.010	.25	.040	1.02	.387	9.83	
		CMG		Chart 2R	500	152.4	55.0	25.0							
		CEC:		(Tech Info	1000	304.8	109.0	49.5							
		CMG FT4		Section)											
	<b>9432</b>	NEC:	30	See	100	30.5	12.5	5.7	.010	.25	.040	1.02	.400	10.16	
		CMG		Chart 2R	500	152.4	62.5	28.4							
		CEC:		(Tech Info	1000	304.8	124.0	56.3							
		CMG FT4		Section)											
	<b>9433</b>	NEC:	40	See	100	30.5	16.6	7.5	.010	.25	.040	1.02	.455	11.56	
		CMG		Chart 2R	500	152.4	83.0	37.7							
		CEC:		(Tech Info	1000	304.8	161.0	73.1							
		CMG FT4		Section)											
	<b>9434</b>	NEC:	50	See	500	152.4	100.5	45.7	.010	.25	.045	1.14	.500	12.70	
		CMG		Chart 2R	1000	304.8	206.0	93.5							
		CEC:		(Tech Info											
		CMG FT4		Section)											

<b>Plenum • FEP Insulation • Red FEP Jacket</b>														
 300V RMS, Non-conduit	<b>88442*</b>	NEC:	2	Black,	100	30.5	2.3	1.0	.006	.15	.012	.30	.102	2.59
		CMP		Red	500 <sup>†</sup>	152.4	5.5	2.5						
		CEC:			1000 <sup>†</sup>	304.8	8.0	3.7						
		CMP FT6												
 300V RMS, Non-conduit	<b>88444</b>	NEC:	4	Black,	100	30.5	2.9	1.3	.006	.15	.010	.25	.121	3.07
		CMP		White,	500 <sup>†</sup>	152.4	9.0	4.1						
		CEC:		Red,	1000 <sup>†</sup>	304.8	15.0	6.8						
		CMP FT6		Green										

Suitable for Outdoor and Direct Burial applications.

<b>Plenum • FEP Insulation • Natural Flamarrest® Jacket</b>														
 300V RMS, Non-conduit	<b>82442*</b>	NEC:	2	Black,	U-1000 <sup>†</sup>	U-304.8	9.0	4.1	.006	.15	.015	.38	.113	2.87
		CMP		Red	1000 <sup>†</sup>	304.8	8.0	3.7						
		CEC:												
		CMP FT6												
 300V RMS, Non-conduit	<b>82444</b>	NEC:	4	Black,	U-500 <sup>†</sup>	U-152.4	9.0	4.1	.006	.15	.015	.38	.134	3.40
		CMP		White,	U-1000 <sup>†</sup>	U-304.8	16.0	7.3						
		CEC:		Red,	1000 <sup>†</sup>	304.8	15.0	6.8						
		CMP FT6		Green										

\* Twisted Pair

<sup>†</sup>Spools and/or UnReel® cartons are one piece, but length may vary ±10% for spools and ±5% for UnReel from length shown.